


# Proseminar Medieninformatik

Wintersemester 2015/16

Christian Mai

29.10.2015



# Agenda

- Goals
- Orga
- Scientific literature review
- Draft
- Topic assignment

# Agenda

- Goals
- Orga
- Scientific literature review
- Draft
- Topic assignment

# Goal

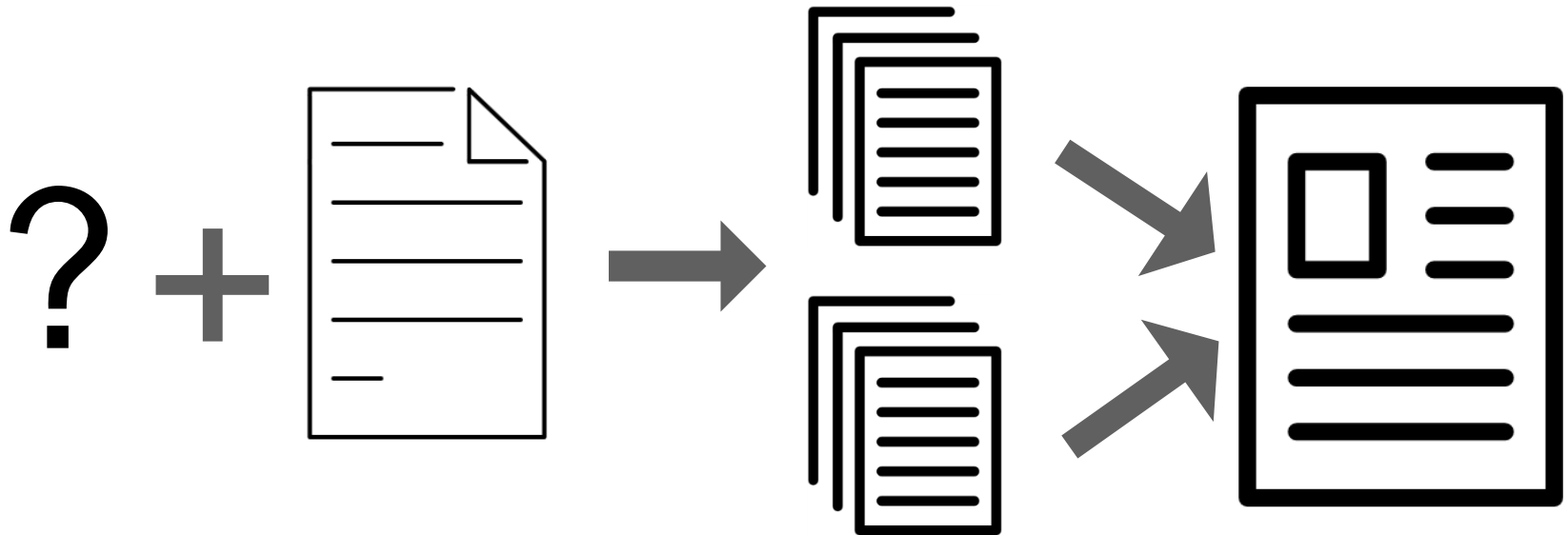
- LEARN TO WORK SCIENTIFICALLY
- ➔ Prepare for your Bachelor Thesis
- Learn something about a new topic
- Practice your English

# Agenda

- Goals
- Orga
- Scientific literature review
- Draft
- Topic assignment

# Question-based Review

- Research question + paper about this question
- Start literature review (at least 3 research papers in your paper)



# Deliverables

- Paper: 2 pages text in english (references on a third page)
- Interesting title (not the research question)
- Presentation in english
- Call for Paper + Presentation: **11.01.2016**

# Paper

- 2 Pages in english
- structure of general research papers
- LaTeX-format (see website)
- Use illustrations, diagrams, images to illustrate/ summarize
- Submission: LaTeX source + **PDF**
  - Source includes .tex, .bib, images etc., but no .aux, .log, .bbl etc.
  - ZIP-archive of submission



# Paper

## User Preference for Smart Glass Interaction

Florian Benmann

**Abstract**— Smart glasses are wearable devices providing the user always with information, using augmented reality techniques. In contrast to other devices such as smartphones they can be used without hiding the scene the user is in, so that it would be suitable to use smart glasses in nearly every situation. Especially for on-the-go and working situations where smartphones can't be used, smart glasses are appropriate. To fully exploit these possibilities, new interaction concepts are needed. This paper's aim is to first provide an overview of possible interaction concepts for smart glasses, independent of their technical feasibility of the currently available smart glass devices. Improving current devices is still required and ongoing, so currently impossible interaction concepts could become integrated in next versions if they turn out as providing a great user experience. I will evaluate which concepts might be preferred by users regarding (social) acceptance and performance. In the paper's second part I will for each gesture-based concept propose a use case suitable to its methods. Therefore my paper is based on existing studies examining acceptance and performance of interaction concepts on head worn displays, such as smart glasses and augmented reality devices.

**Index Terms**—Smart glasses, Head-worn displays, HWD, interaction, input techniques, body interaction, mobile interfaces, Wearable, Augmented Reality

### 1 INTRODUCTION

After smartphones have revolutionized most people's everyday life within the last 10 years, the fast developing market of mobile computing devices offers more and more things. While tablets and smart watches are similar inappropriate on-the-go devices, smart glasses are a completely different concept. They integrate in user's life different, what could offer some new use cases. To gain the most benefit, other interaction concepts are required. In this paper I present some possible interaction concepts for smartglasses and evaluate how they are preferred among the users. Promising the best user experience, I will focus on gesture based concepts.

### 2 CLASSIFICATION OF INTERACTION CONCEPTS FOR SMART GLASSES

There exist several alternatives for structuring the possible interaction concepts. One is distinguishing the concepts into: free form and others. The former is defined as not requiring any extra device other than the smart glass to be performed and detected. Out of this group can further be selected a group of gesture based concepts, which I will focus on in the second part of this paper. For the first part, considering all possible interaction concepts for smart glasses, I will divide concepts into the groups touch, non-touch and handheld [5].

- **handheld:** interactions with any device that has to be held in hands, e.g. smartphone, controller, joystick
- **touch:** tapping and gesturing on body surfaces or wearable devices, providing tactile feedback. In the following are mentioned the target areas face, hand/palm, wearable devices, the smart glass itself and at least other body parts
- **non-touch:** other movements or gestures. Mainly gestures performed with hands, also voice recognition, eye tracking, wink detection

### 3 INTERACTION CONCEPT'S PREFERENCE AMONG USERS

This section I based on a user-elicitation study [5] where users was shown a effect of a game task and they were asked to perform a input action of their choice to cause that effect. Based on the percentages

- Florian Benmann is studying Media Informatics at the University of Munich, Germany. E-mail: Florian.Benmann@campus.lmu.de
- This research paper was written for the Media Informatics Proseminar, 2015.

of which actions the user had chosen and a rating and interview afterwards, I determined which interaction concepts are the most preferred in each group.

#### 3.1 Touch inputs

The most preferred touch input is using a finger to perform a gesture on the hand/palm (chosen by 50% of the study participants [5]). Its similarity to touchscreens and trackpads leads users to the same input actions as on both aforementioned. Other on-body actions are finger, leg, hand/back and forearm. Interaction on the face had a quite low portion in this study (1%), but examining another study by Bertarini I would nevertheless recommend hand-to-face input. It promised a good level of acceptance and low intrusiveness [1]. Touching on the smart glass itself reached a 2% portion only in the study of Tung et al., even though it is one of the two primary input methods of Google Glass. As mentioned for hand-to-face input I would rate touching on the HWD a bit better as well. Especially its social acceptance is good (better than on face) [1] which is not a consequence of appearance, but of hygienic issues and meaning of face gestures in other ethnic groups [1]. On the other hand the performance on-device is lower than on-face, due to its small touching area [1]. A common wearable, the smart watch, was preferred by only 5% [5]. Interestingly 12% preferred a ring [5], a rather uncommon wearable. Another interesting concept is a digital belt, promising a good performance. Its quick and easy reachability was seen as benefit by the users. The social acceptance on the belt depended on the interaction length. For short interactions users did not feel very uncomfortable using all areas around the belt. When performing longer tasks, areas other than the front pockets were perceived as less suitable [3]. Although there aren't user preference scores comparing the belt with the other input concepts, belt is a promising one.

#### 3.2 Non-touch inputs

In-air gestures are the by far most preferred non-touch input methods. 89% of the non-touch actions chosen were in-air gestures [5]. In-air gesture concepts, I will focus on in a later section. The methods eye tracking, wink detection and voice command are less preferred by users [5]. Even though voice command is one of both Google Glass primary input methods, it reached only a 2% portion [5]. Anyway I would regard voice command as a good input method because its very intuitive. Its low score's reason might be a low social acceptance in public contexts, where the study was conducted in. Overall non-touch interaction was rated a little bit better than touch concepts [5].

#### 3.3 Inputs using handheld devices

Handheld devices should only be a compromise solution. Their preference score was the lowest compared to the groups touch and non-touch

- **Abstract**  
Topic, relevance, why, major findings (ca.150words)
- **Introduction**  
What is the problem?  
Why should I read it?
- **Main Part**

# Paper

inputs [5], because users don't like that the device is not always available, it has to be taken out of the pocket first [5]. The worst fact in my opinion is that the interaction is not hands-free anymore, what destroys a main advantage of head-worn displays.

#### 4 USE CASES FOR GESTURE BASED CONCEPTS

To assure a great user experience [11] will now focus on gesture-based interaction. To evaluate whether a interaction concept is suitable to an operation I will in the following regard the concept's performance (performing time and the user exertion) and (user and social) acceptance. To find operations suiting to a task to be performed, I first separate into action and navigation tasks [4]. A action task can usually be performed by one action (e.g. answer a phone call, pause music player), whereas a navigation task can be more complex like navigating through a menu oder moving an object, e.g. a web browser's viewport.

##### 4.1 On-body interaction

A factor for whether an on-body interaction is suitable is the area it is performed on. An area attracting attention when touching it or where touching is human unnatural has a low social acceptance [4]. The second important factor is the actions intrusiveness. Body movements which are to intrusive will not be accepted by users [4]. Aside from these limitations, on-body interaction offers lots of possibilities like coupling with on-body projection, and has the advantage of giving feedback through the human skins proprioception [4].

##### 4.1.1 Hand-to-face

Hand-to-face input has an overall good performance. The most preferred areas for hand-to-face actions are cheek and forehead. Due to their large area users think they are the best parts of the face, especially the cheek which is perceived as a touchpad [4]. Performing actions on the cheek turned out as significantly faster and less exerting than the same action on the forehead and on the HWDs temple (chosen as direct alternative to hand-to-face input) [4] (figure 11). The social acceptance in general is good as well, face contact is something natural [4]. Nevertheless the social acceptance for hand-to-face interaction is worse than for HWD interaction, especially in public context, but still on a good level and most people don't mind using the face. Some users show lower acceptance because of issues with facial cosmetics and dirt on the hands [4]. Users preferred hand-to-face for navigation tasks more than for action tasks. The performance is good for the typical navigation tasks panning and zooming due to the face's large areas [4]. Only for the navigation task "panning" the performance on the HWDs temple (oversized) is slightly better [4]. Moreover because of the HWDs higher acceptance, panning tasks should better be done on the HWD (provided that the HWD has an oversized temple). Coming to a conclusion I would recommend using the cheek for zooming tasks. The best suitable technique might be a linear zooming move. The alternative cyclo has low social acceptance because it could be perceived as the "you are crazy" gesture [4].

##### 4.1.2 Palm based imaginary interfaces

Touching the palm is the users favorite touch interaction approach [5]. As reasons users mentioned that it is less intrusive, because it requires the least physical movement moving the right hand to the left hand palm [5]. Seaming similar to a smartphone touch display, the palm was often used as proxy touch-screen or trackpad. The palm offers haptical feedback both through finger and hand/palm which helps navigating to the target, whereas a touchscreen can guide the user by e.g. drawing a grid and offers feedback only through the finger. As expected the touchscreen is of advantage, except when blindfolded. When blindfolded navigating on the palm is much faster, as an experiment conducted by Bertarini's shows [1] (figure 4). To find out whether the active (finger) or passive (palm) sense is most relevant, another experiment compared performance of palm, fake palm, and palm with finger cover. It came to the result that the passive tactile sense produces the most tactile cues [1] (figure 5). Summing up it can be said that using the palm has much better performance than using a real

touchscreen when the user is blindfolded, what makes it suitable for on-the-go use-cases and impaired users. Because of the low preference score of handheld-devices mentioned in chapter "comparison among categories", the palm might be the better solution in not-blindfolded use cases as well.

Most suitable to be performed on the palm might be moving or drawing tasks using the palm's large surface [5]. E.g. moving an object to a specific position or just left and right; or drawing a path [5] (figure 7). For action tasks which are quite simpler the palm is suitable too, according to a user preference study. Nonetheless, if the palm is still used for sophisticated tasks, I think it makes more sense to perform the action tasks on other surfaces to prevent occluding the palm with various different action types. Other input methods were preferred for action tasks as well [5].

##### 4.1.3 In-air gestures

Due to the least attracted attention users prefer gestures performed in front of the chest. Also the exertion moving the hands to the chest is low. The second most chosen gestures are in front of the face, thereafter comes the area in front of the belly [5] (figure 9). The main reason for this preference order might be the social acceptance, which isn't as high when performing gestures in front of the face or the belly because it could look weird, theoretically I can imagine in-air gestures for lots of tasks, but I suppose assigning navigation and selection in menus to in-air gestures. No other concept has shown suitable for this by now, and the study Datcu et al. approved this in connection with a Augmented Reality system. The authors examined performance and users appreciation with a gesture interaction system used for navigating to a menu item (at a maximum menu depth of 4 levels) and came to the conclusion that spatial interaction is appropriate for AR [2]. Users were able to adapt to gesture interaction fast and only 20% did feel insecure, discouraged, irritated, stressed or annoyed while performing the menu task. [2]

##### 4.1.4 Hand-to-body input: other body parts

Minus the so far considered body areas there are the areas finger, leg, handback, forearm and ring left. These areas could be used for action tasks requiring just one tap, each task or group of similar tasks dispersed to another area, like users did in the study of Tung et al. [5]. The concrete surface usually is irrelevant. Large surfaces like the chest can be used for lower precision requirements, such as selecting a single option from 4. Performed by a tap on one of 4 areas of the chest, a good performance can be reached [5]. The touch-area depending performance and acceptance might behave similar to the results examined for non-touch inputs. Areas which are hard to reach (very low areas like lower leg / foot or high areas on the head) have low performance scores due to the effort moving a hand towards this area. The acceptance might be low as well because it looks weird touching these hard reachable areas.

#### 5 CONCLUSION

This paper explored possible interaction concepts for smart glasses, regardless of current smart glass version's technical capabilities. The main factors for whether a action is suitable to its performance, which consists of performing time and the user's exertion, and the user acceptance, especially in a public social context. In-air gestures in front of the chest and imaginary interfaces on the hand-palm turned out as the most suitable concepts. They allow blindfolded on-the-go use cases and hand-free interaction, two big advantages of smart glasses against other devices. Both aren't too intrusive for the user and attract little attention when performing in a public context. Future work has to focus on user studies in more realistic use cases in a real environment and with a real application. In addition it should be examined how much effort is required of the user when learning how to use the smart glasses. I think that might be harder than learning how to deal with a smartphone because of the huge variety of possible inputs and the missing guidance that touchscreen and button interaction offer. User guidance and learning concepts should be constructed and proved.

- Main Part  
Design Space, deep discussion of related work. *Don't tell what is in the paper, think beyond!*
- Conclusion  
short summary + your opinion, which is reflected in your work section

## REFERENCES

# Presentation

- 15 min presentation + 5 min discussion (English)
- Slide template see website
- Presentation on your Laptop or on Christians
- Mainly pictures!
- Interest the audience! Do not make us fall asleep!

(References: <https://www.ted.com/>)

- Anticipate questions and prepare answer slides (backup-slides)

# Evaluation sheet

## Bewertungsbogen für Proseminararbeiten

Bitte nur die grünen Felder editieren!

Thema:	
Student:	
Seminar:	Proseminar Sommersemester 2012
Betreuer:	Christian Mai

Aspekt	Gewicht	Note
<b>Schriftliche Ausarbeitung</b>		
<b>1 Formale Kriterien</b>	<b>9</b>	<b>0,0</b>
1.1 Angemessenheit des Umfangs	2	
1.2 Gliederung und Aufbau	3	
1.3 Korrekte Zitierweise	2	
1.4 Gestaltung / Verwendung von Anschauungsmaterialien	1	
1.5 Sprache	1	
<b>2 Inhaltliche Kriterien</b>	<b>12</b>	<b>0,0</b>
2.1 Beschreibung der Problemstellung / Zielsetzung	2	
2.2 Bibliographie / Berücksichtigung des Forschungsstandes	4	
2.3 Logische inhaltliche Konsistenz / Roter Faden	4	
2.4 Innovation / Einbringen eigener Gedanken	2	
<b>Gesamtnote der schriftlichen Ausarbeitung</b>	<b>21</b>	<b>0,0</b>

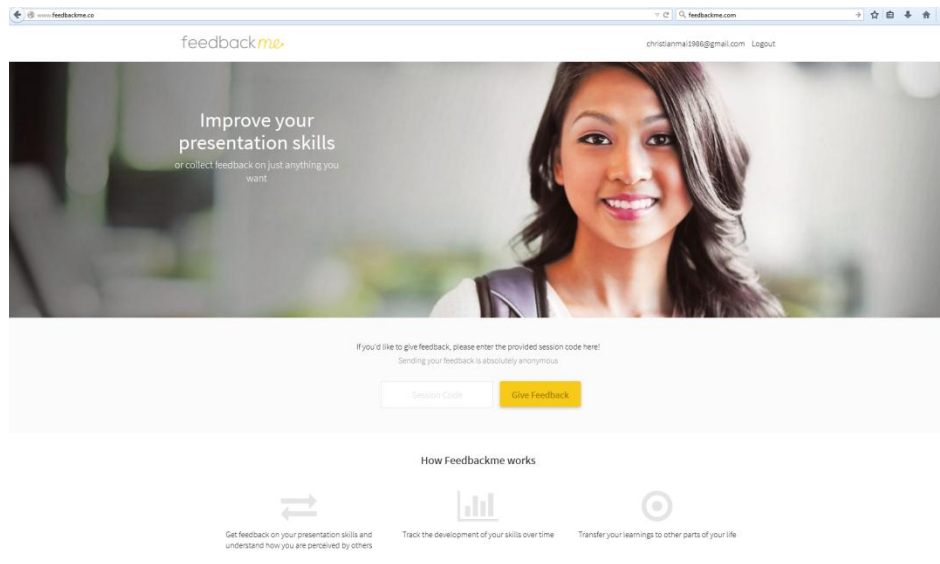
75%

Aspekt	Gewicht	Note
<b>Präsentation</b>		
<b>1 Folien</b>	<b>4</b>	<b>0,0</b>
1.1 Aufbau	2	
1.2 Bildmaterial	2	
<b>2 Vortrag</b>	<b>4</b>	<b>0,0</b>
2.1 Sprachlicher Ausdruck	3	
2.2 Einhaltung der zeitlichen Vorgaben	1	
<b>Gesamtnote der Präsentation</b>	<b>8</b>	<b>0,0</b>

25%

# <http://www.feedbackme.co/>

- Fast and easy assessment of your skills
- Customizable
- Statistical analysis of your improvements
- Code for this Session: **Yvrbu**



# General

- Absence  $\leq$  1 Day
- Participate
- Questions?
  - Extra Session for questions?
  - Contact me by Mail, let me know your phone number (if you want to)

# Agenda

- Goals
- Orga
- Scientific literature review
- Draft
- Topic assignment

# Research in general

- Starting Point for your work: given related scientific work
  - First Orientation
  - Includes references in the “References” chapter
  - Includes first Keywords
  - Not every source can be used (e.g. Online-Articles without author, contributions in online communities)
  - Safe Online-Sources and write down the date of access!
  - References: Papers, Conferences, Journals, Books



# Finding literature

- Almost all the Literatur is available online!
  - Google/Google Scholar (<http://scholar.google.com>)
  - ACM Digital Library (<http://portal.acm.org>)
  - Citeseer (<http://citeseer.ist.psu.edu>)
  - IEEE Xplore (<http://ieeexplore.ieee.org>)
  - OPAC der Universitätsbibliothek (<http://opacplus.ub.uni-muenchen.de>)
- For the full functionality Login at „LMU E-Medien-Login/Datenbanken“ and find the needed Library (e.g. ACM)

E-Medien-Login der Universitätsbibliothek  
Der Zugang zu den elektronischen Medien für Mitglieder der LMU

- [Elektronische Zeitschriften](#) (EZB / Elektronische Zeitschriftenbibliothek)
- [Datenbanken](#) (DBIS / Datenbank-Infosystem)
- [Online-Katalog \(OPAC\) inkl. E-Books](#)

# Finding literature

dl.acm.org/citation.cfm?id=1643928.1643940&coll=DL&dl=GUIDE&CFID=720973873&CFTOKEN=62152706

ACM DL DIGITAL LIBRARY

SIGN IN SIGN UP

SEARCH

## Judgment of natural perspective projections in head-mounted display environments

Full Text: PDF Get this Article

Authors: [Frank Steinicke](#) *University of Münster*  
[Gerd Bruder](#) *University of Münster*  
[Klaus Hinrichs](#) *University of Münster*  
[Scott Kuhl](#) *Michigan Technological University*  
[Markus Lappe](#) *University of Münster*  
[Pete Willemsen](#) *University of Minnesota Duluth*

2009 Article

Bibliometrics

- Downloads (6 Weeks): 4
- Downloads (12 Months): 36
- Downloads (cumulative): 313
- Citation Count: 6

Published in:

- Proceeding
- [VRST '09](#) Proceedings of the 16th ACM Symposium on Virtual Reality Software and Technology
- Pages 35-42
- ACM New York, NY, USA ©2009
- [table of contents](#) ISBN: 978-1-60558-869-8 doi>[10.1145/1643928.1643940](#)

Recent authors with related interests Concepts in this article powered by IBM Watson™

Switch to single page view (no tabs)

Abstract Authors **References** Cited By Index Terms Publication Reviews Comments Table of Contents

6 Citations

- Frank Steinicke , Gerd Bruder , Scott Kuhl, [Perception of perspective distortions of man-made virtual objects, ACM SIGGRAPH 2010 Posters, July 26-30, 2010, Los Angeles, California](#)
- Gerd Bruder , Frank Steinicke , Carolin Walter , Mathias Moehring, [Evaluation of field of view calibration techniques for head-mounted displays, Proceedings of the ACM SIGGRAPH Symposium on Applied Perception in Graphics and Visualization, August 27-28, 2011, Toulouse, France](#)

Tools and Resources

- Buy this Article
- Recommend the ACM DL to your organization
- Request Permissions
- TOC Service: Email RSS
- Save to Binder
- Export Formats: BibTeX EndNote ACM Ref
- Upcoming Conference: [VRST '15](#)
- Share:

Feedback

# Agenda

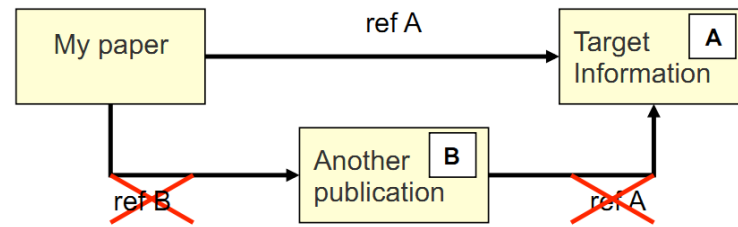
- Goals
- Orga
- Scientific literature review
- Draft
- Topic assignment

# Why should I care about citations?

- Copyright/ intellectual Property
- Foundation of scientific work
- Citations links belonging work together
- Reader needs all the information you had to check if you are correct

# Citations

- Quotation
  - Direct (in quotation marks)
  - **Indirect**
- No secondary citation



- Citation style: APA 6 (for this work)
- Wikipedia: not citeable (but good for quick research)

# Citations

## IN-TEXT REFERENCE

## REFERENCE LIST

### BOOKS

#### One author – in-text reference placement

**Note:** There are two main ways to use in-text references. Firstly, to focus on the information from your source – 'information prominent'. Secondly, to focus on the author – 'author prominent'.

#### 'Information prominent' (the author's name is within parentheses):

The conclusion reached in a recent study (Cochrane, 2007) was that...

OR

#### 'Author prominent' (the author's name is outside the parentheses):

Cochrane (2007) concluded that...

Cochrane, A. (2007). *Understanding urban policy: A critical approach*. Malden, MA: Blackwell Publishing.

#### Chapter in edited book

A discussion about Australia's place in today's world (Richards, 1997) included reference to...

OR

Richards (1997) proposed that...

Richards, K. C. (1997). Views on globalization. In H. L. Vivaldi (Ed.), *Australia in a global world* (pp. 29-43). North Ryde, Australia: Century.

### JOURNAL, NEWSPAPER & NEWSLETTER ARTICLES

#### Journal article with one author – separated paging (paginated by issue)

If each issue of a journal begins on page 1, include the issue number in parenthesis immediately after the volume number in the Reference List.

In an earlier article, it was proposed (Jackson, 2007)...

Jackson, A. (2007). New approaches to drug therapy. *Psychology Today and Tomorrow*, 27(1), 54-59.

#### Journal article with two authors – continuous paging throughout a volume.

If the journal volume page numbers run continuously throughout the year, regardless of issue number, do **not** include the issue number in your Reference List entry.

Kramer and Bloggs (2002) stipulated in their latest article...

OR

This article on art (Kramer & Bloggs, 2002) stipulated that...

Kramer, E., & Bloggs, T. (2002). On quality in art and art therapy. *American Journal of Art Therapy*, 40, 218-231.

# Plagiarism

- No plagiarism, NO plagiarism, not even a little!
- Plagiarism
  - Material of third parties, without reference
  - Direct quotations, without reference
  - copied pictures, diagrams or graphics without reference
- Your work will be checked automatically
- Work with plagiarism will fail the course!
- <http://www.medien.ifi.lmu.de/lehre/Plagiate-lfl.pdf>

# Writing style

- Everything you write in your paper must be supported by literature!
- Think about a logical structure of your arguments
- Scientific writing is: objective, precise and neutral
- CHECK: Grammar, **SPELLING**
- Numbers from zero to twelve are written as text
- Spell out Abbreviations like „z.B.“, „i.d.R.“, „e.g.“
- Don'ts:
  - Unprecise quantities („high“, „slightly“, „almost“, „a little bit“)
  - Fillers (z.B. „now“, „well“, „quasi“)
  - Pseudo-Arguments (z.B. „naturally“, „as expected to“)



- literature administration

The screenshot displays the Citavi software interface for literature management. The main window is titled "DEMO Information Literacy: Literaturverwaltung - Citavi". The interface is divided into several sections:

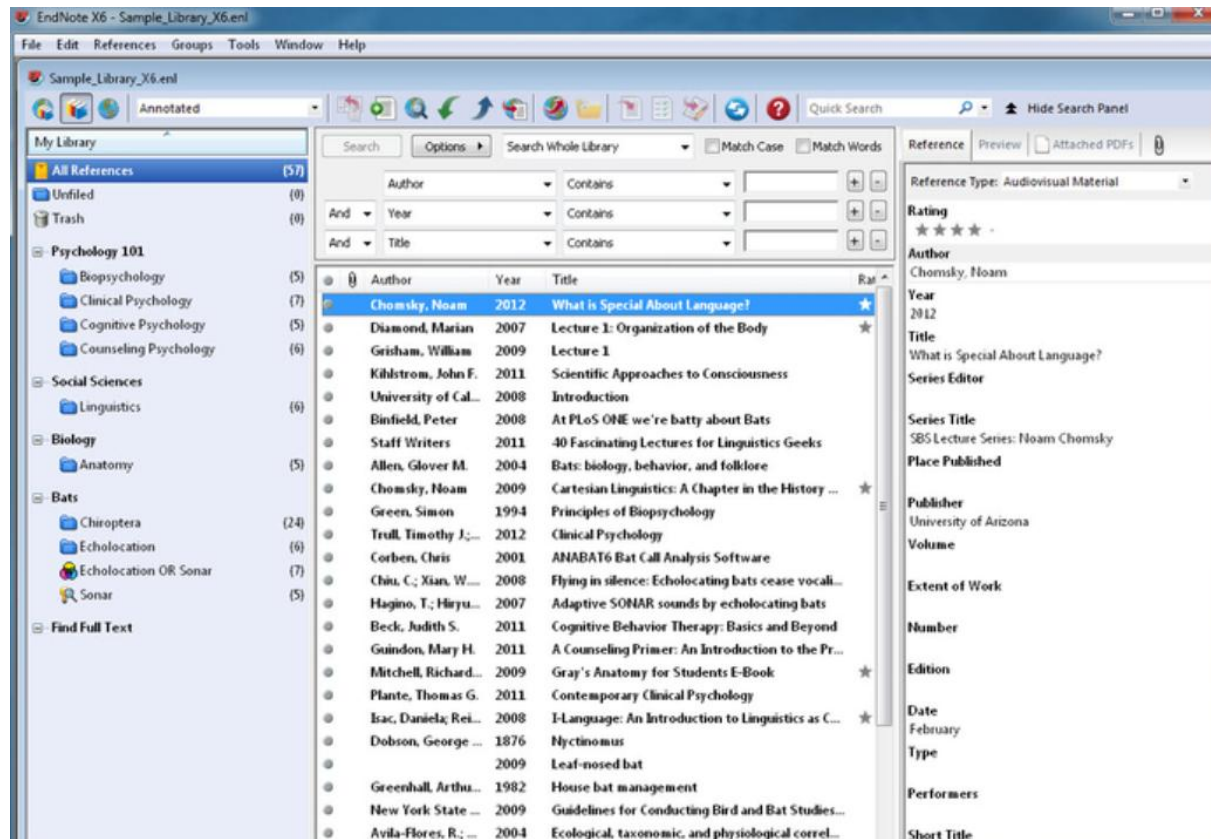
- Left Panel:** A list of search results or references. The selected entry is "Weber, Max: Wissenschaft als Beruf [1919] 1994 - Beitrag". Other visible entries include "Information literacy in Europe. A literature review 2003", "Integrating information literacy into the curriculum 1997", and "Tracking Information Literacy Competencies 2014".
- Central Panel:** A table of contents or list of entries. The selected entry is "5-6 Ohne Spezialisierung keine wissenschaftliche Leistung". Other entries include "Kleiner interner Widerspruch?", "Der Zusammenhang von Leidenschaft, Arbeit, Eingebung, 'Gabe' und Hingabe an die Sache bei der wissenschaftlichen Arbeit", "Der Einfall ersetzt nicht die Arbeit...", "Sache" und "Persönlichkeit", "Fortschritt in Wissenschaft und Kunst", "Wissenschaft veraltet", "Praktische und technische Zwecke der Wissenschaft", "Wissenschaft als zentraler Teil des historischen Intellektualisierungsprozesses", "Die zunehmende Intellektualisierung und Rationalisierung führt zur 'Entzauberung der Welt'", "Die Frage nach dem Sinn wissenschaftlicher Arbeit", "Illusionen über den Sinn der Wissenschaft", "Was kann Wissenschaft leisten?", and "Voraussetzung wissenschaftlicher Arbeit ist etwas wissenschaftlich nicht Beweisbares: ihre Wichtigkeit".
- Right Panel:** A preview of the selected document, "Wissenschaft als Beruf" by Max Weber. The text is in German and discusses the relationship between science and work. The preview shows the title, author, and a paragraph of text.

The status bar at the bottom indicates "97 Titel insgesamt", "97 Titel angezeigt", "1 Titel markiert", "Zitationsstil: Citavi Basis-Stil", and "#182".

<http://www.ub.uni-muenchen.de/schreiben/literaturverwaltung/citavi/index.html>

# EndNote

- literature administration

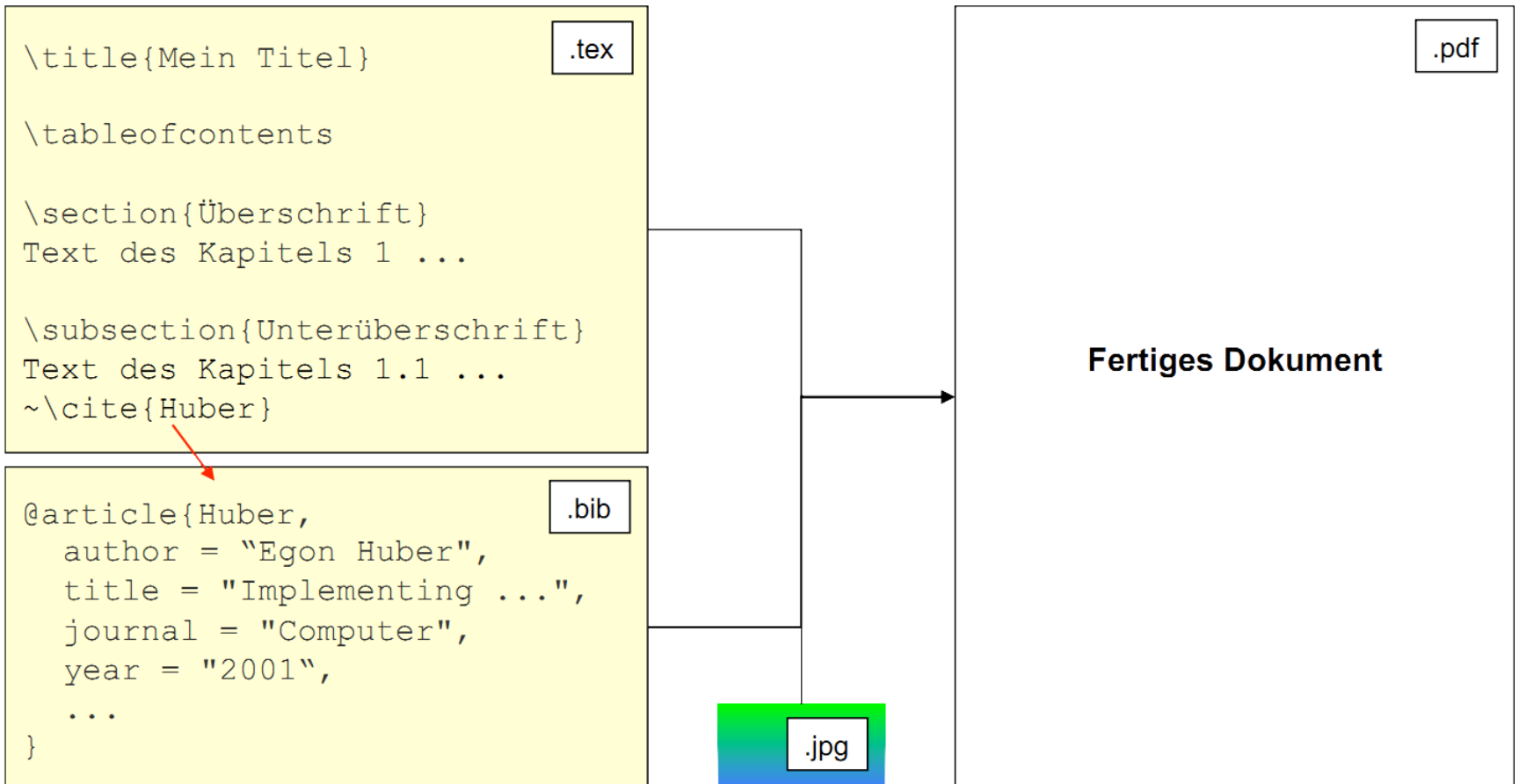


<http://www.ub.uni-muenchen.de/schreiben/literaturverwaltung/endnote/index.html>

# LaTeX

- Text formatting
- Integration of Pictures and Diagrams in the final document
- Integration of references (with linkage to Citavi, EndNote, BibTex...)
- No WYSIWYG, instead creation of source code
- Very nice typography
- No mistakes when creating the text
- Huge number of online tutorials available

# Example creation of a document

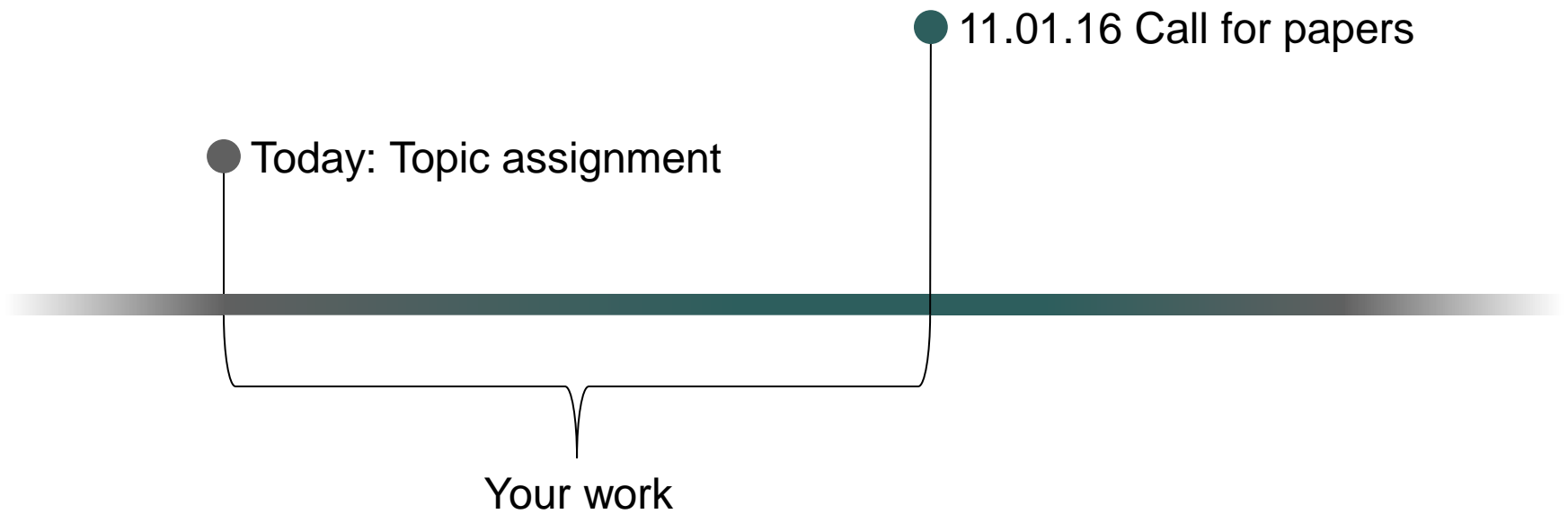


# Process

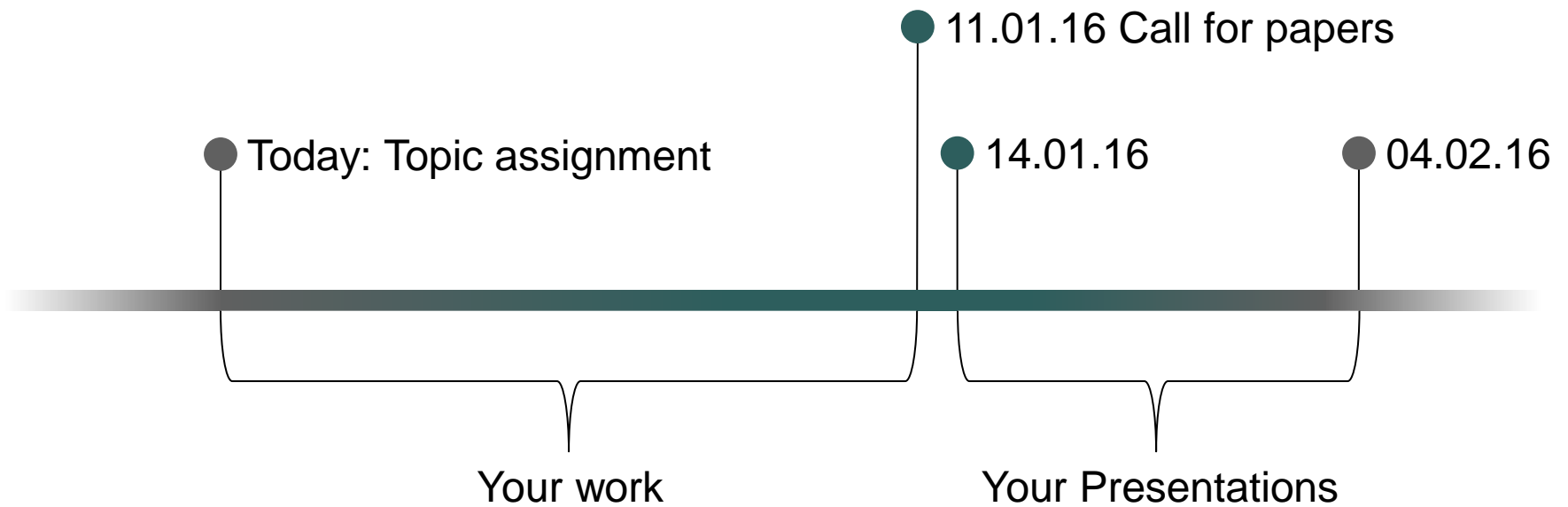
● Today: Topic assignment



# Process



# Process



# Agenda

- Goals
- Orga
- Scientific literature review
- Draft
- Topic assignment



# Topic assignment

1. Katrin
2. Nicholas
3. Markus
4. Daniel
5. Benedikt
6. Michael
7. Tim
8. Maksimilians
9. Alexander
10. Felix
11. Roy
12. Yoana
13. Julian
14. Karina
15. Patrick
16. Dimiter
17. Michael
18. Karlheinz
19. Julia
20. Florian

# Topic List

- See „Research Questions \_Proseminar 1516.pdf“



# BackUp

# Vorgehensweise

- Wenn noch nicht vorhanden: TeX-Implementierung und LaTeX-GUIs/-IDE installieren, z.B.:
  - Windows: MikTeX (<http://www.miktex.org/>) + TeXnicCenter (<http://www.toolscenter.org/>)
  - Mac OS: MacTex (<http://tug.org/mactex/>), beinhaltet TeXShop IDE (<http://www.uoregon.edu/~koch/texshop/index.html>) oder TexMaker (<http://www.xm1math.net/texmaker/>)
  - Linux: teTeX-package ([www.ctan.org/](http://www.ctan.org/)) + Kile (<http://kile.sourceforge.net/>), vorinstalliert auf Pool-Rechnern
- Download des LaTeX-Templates
  - .tex- und .bib-Dateien mit IDE öffnen, Source anschauen und nachvollziehen
  - LaTeX => PDF einstellen, **.tex-Datei zweimal kompilieren**
  - Bei Bedarf weitere LaTeX-Tutorials, Foren etc. konsultieren

# LaTeX-Ressourcen

- LaTeX-Klassen und Dokumentation (<http://www.ctan.org>)
- A (Not So) Short Introduction to LaTeX2e (<http://www.ctan.org/tex-archive/info/lshort/english/>)
- LaTeX Symbols List (<http://www.ctan.org/tex-archive/info/symbols/comprehensive/>)
- Grafiken importieren und formatieren (<http://tug.ctan.org/tex-archive/info/epslatex/english/epslatex.pdf>)
- Deutschsprachige FAQs (<http://www.dante.de/faq/de-tex-faq/html/de-tex-faq.html>)
- BibTeX-Tool und Dateiformat zur Verwaltung von Bibliographien und deren Einbindung in LaTeX
  - Fachliteratur-Referenzen werden online bereits vielfach im BibTeX-Format angeboten (z.B. ACM, IEEE)
  - How-To: <http://www.bibtex.org/Using/de/>