

Mensch-Maschine-Interaktion 2

Interaction on Interactive Surfaces

Prof. Dr. Andreas Butz

Interaction Techniques on Int. Surfaces

- Motivation: thinking about bump top
- Single touch
 - RNT
- Dual touch
 - The Pinch etc.
- Multi touch
 - possible contradictions
- Shape-based
 - Bringing physics to the surface
- Tangible UIs on surfaces
 - URP, illuminating light

Bumktop - the original video

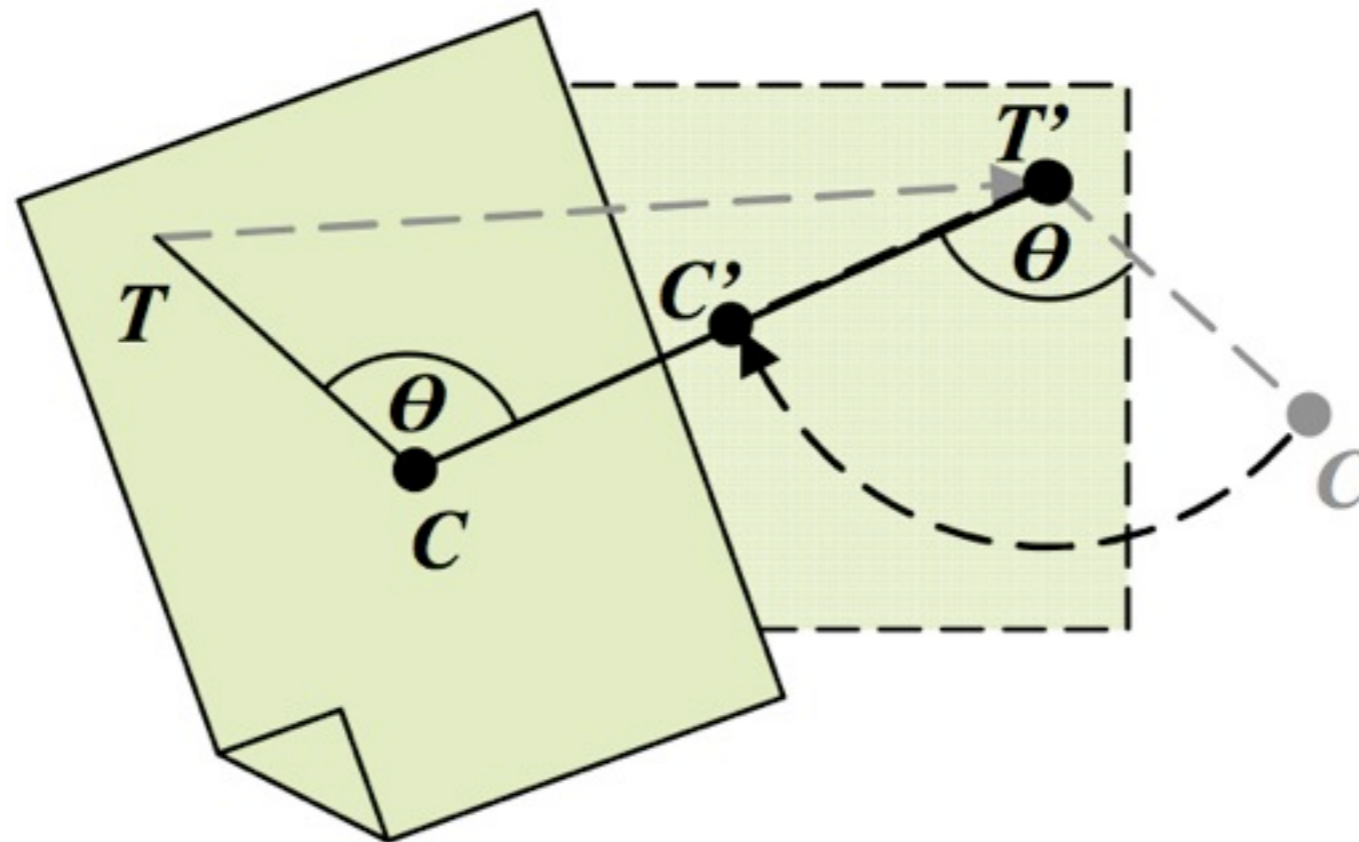


Making fun of Bumptop - discussion



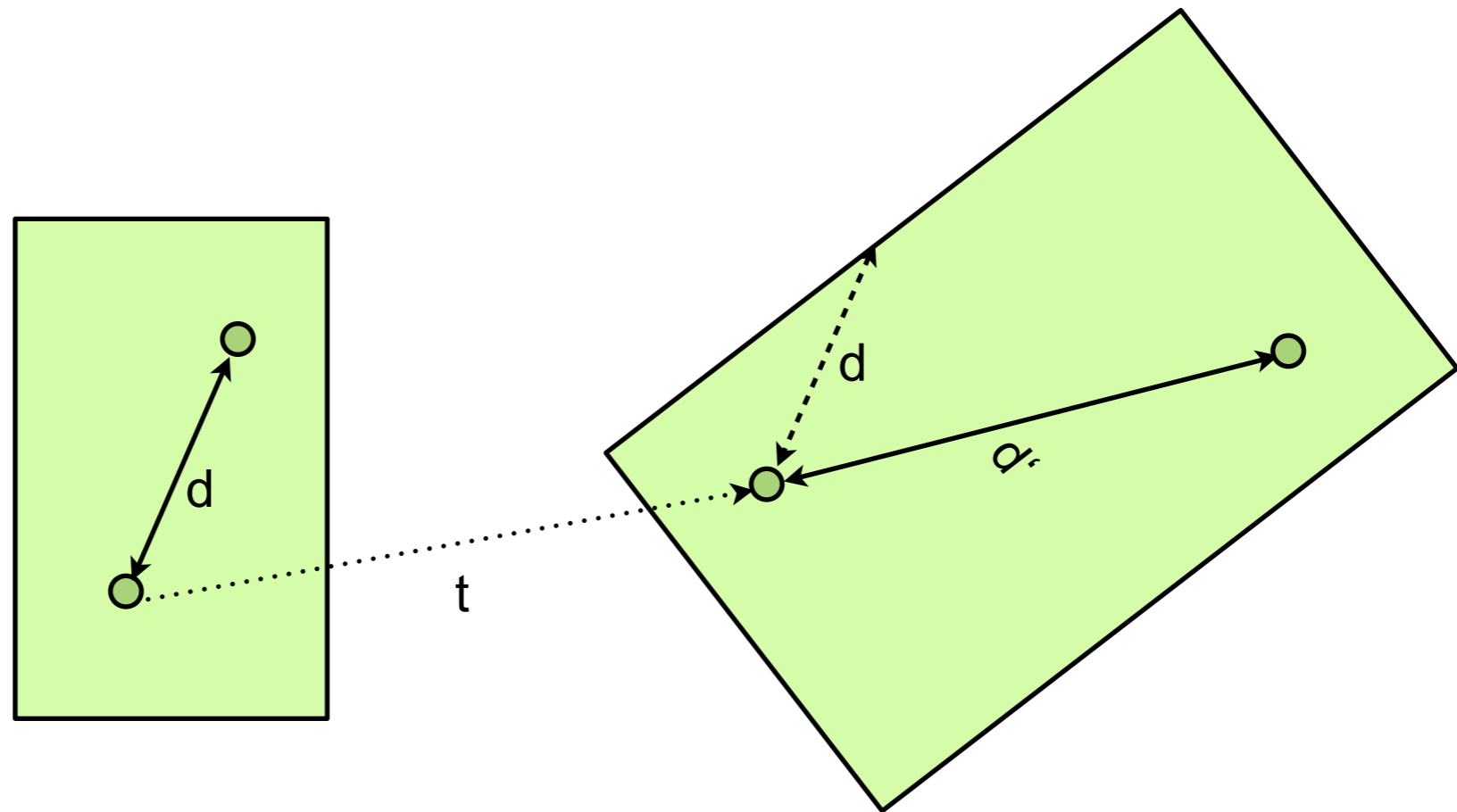
RNT - Rotate and Translate with 1 Touch Point

- Problem: only 1 touch point (= mouse)
- Goal: rotate and translate in a single gesture
- Idea: use a physical model (inertia, friction)
 - friction force is opposite to the direction of movement
 - rotation is recalculated in every frame



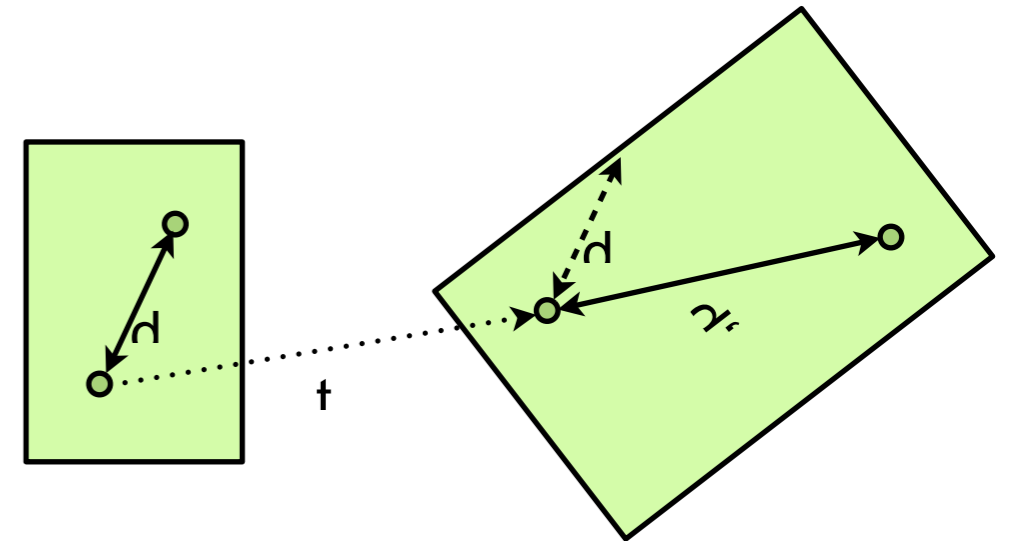
Rotate, Translate and Scale with 2 Touch Points

- track 2 points from frame to frame
- compute scaling from change in distance d to d'
- compute rotation from angle between $\langle d, d' \rangle$
- compute translation t and use directly



Possible Contradictions with >2 Touch Points

- Consider R+T+S method for 2 TP
- With 3 TP we can find 3 pairs
- they will almost certainly yield
 - different d , d'
 - different orientation
 - possibly even different translations
- How to deal with this?
 - ignore 1 point ;-) looks weird in certain cases
 - use mean R,T,S to minimize error
 - deform the underlying object



Shape-based interaction

- Interaction in the real world uses not just contact points
 - We use whole hands, arms, tools
 - Cannot be adequately expressed using just contact points
 - How can we deal with this?
-
- Remember the lava lamp in Jeff Han's TED talk?
 - Seriously: How can we do useful stuff with this?

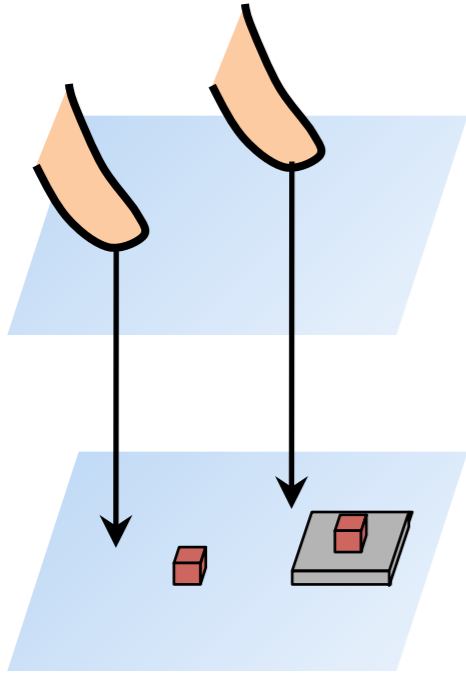


Idea: Interaction using a physics simulation

- Take a ready-made physics engine for games
- Represent every interface object as a 3d physical object
- Assign proper weight and friction
- Entire interface behaves like real physics

- How do we deal with shape input?
- Idea: proxy objects

Approach: Proxy Objects



- Special objects introduced into the simulation per contact point
- Incarnation of fingertips in the virtual world
- Collide with other objects and push them aside.



Leveraging Collision Forces






Leveraging Friction Forces

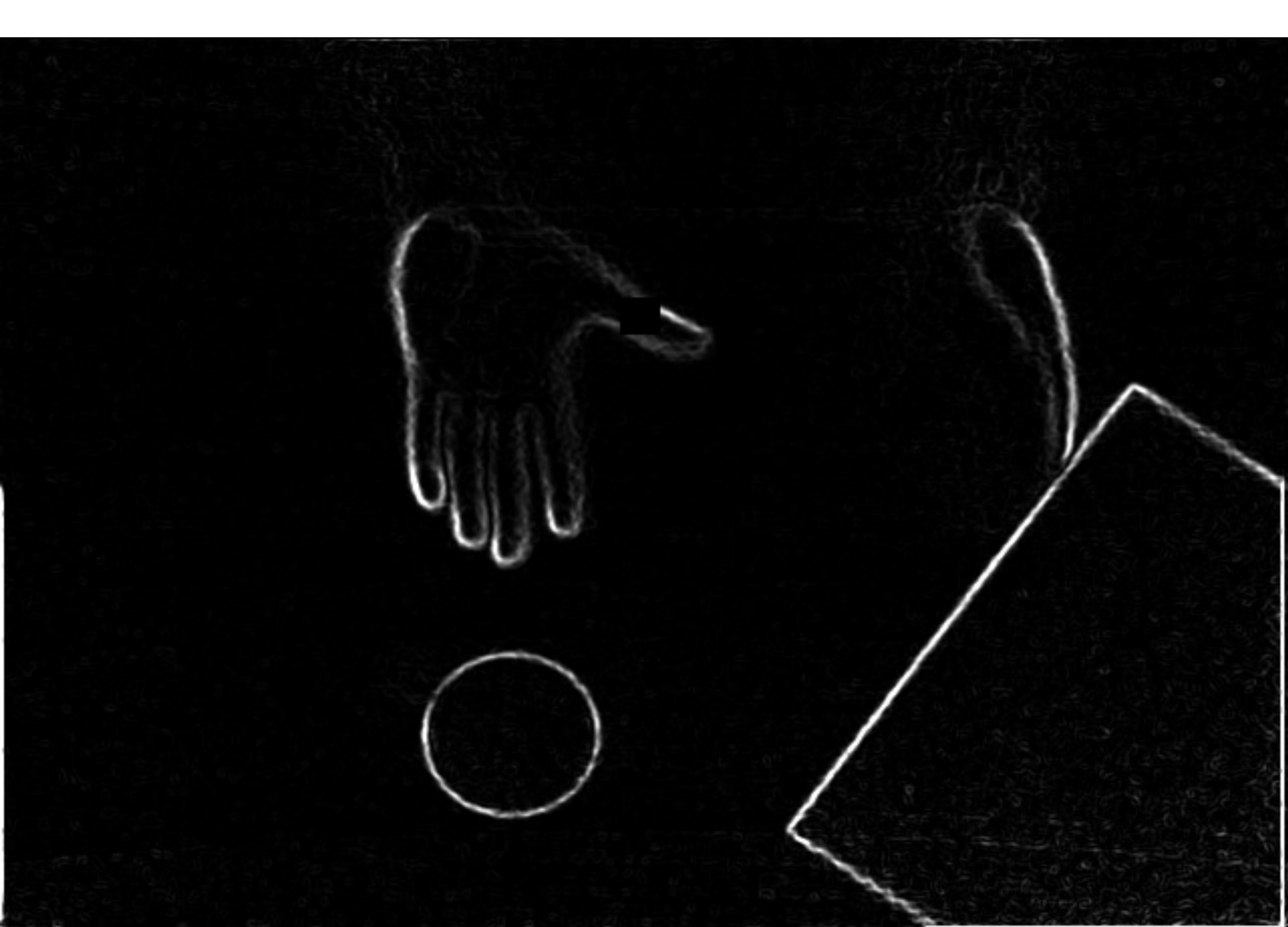


Particle Proxies

- Idea: model contact shape with many proxy objects (particles)
- Collisions obey shape of the contact (e.g., flat or side of the hand)
- Distribution of forces is modeled more accurately (e.g., conforms to 3D shape)

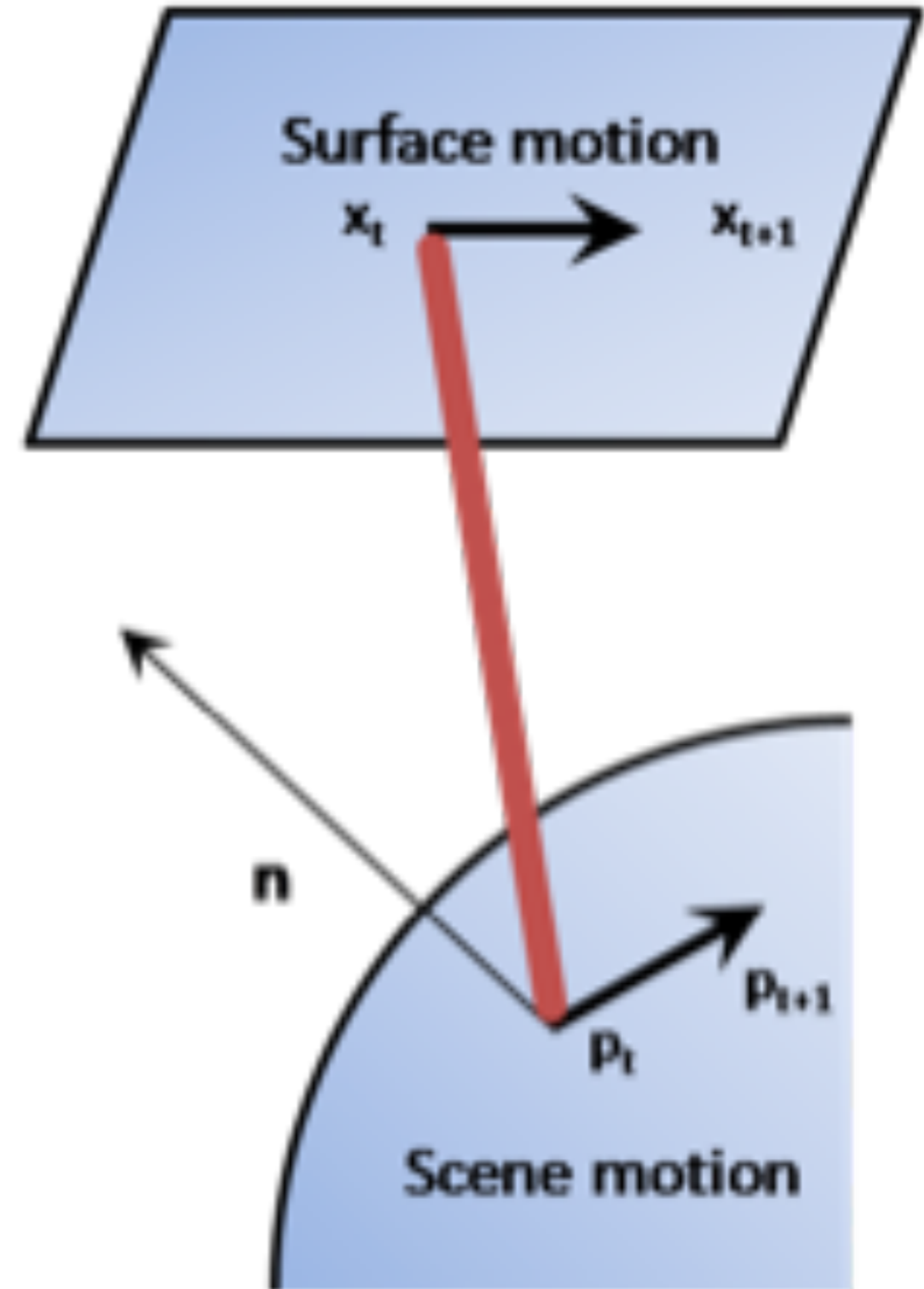









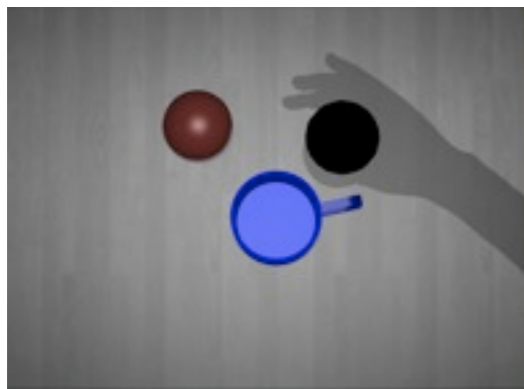
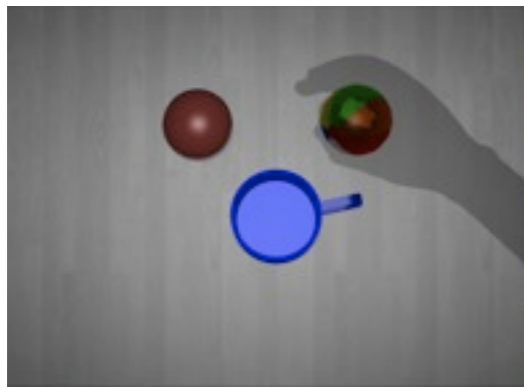
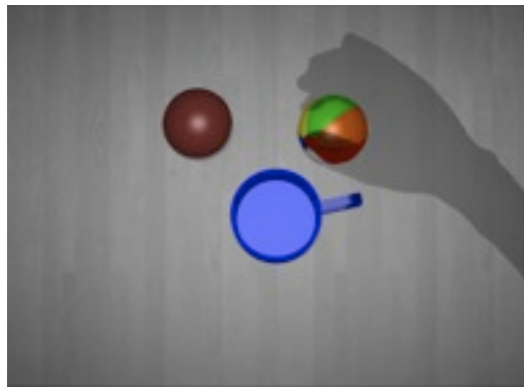



From Tracking to Flow





Interactions in the Air (Hilliges 2009)




Tangible UIs on Interactive Surfaces

- classic TUI project: URP
- another classic: illuminating light
- examples already seen (hence not repeated):
 - MetaDesk
 - PhotoHelix

Luminous room: Urban Planning (URP)

[\(John Underkoffler and Hiroshi Ishii, CHI 99\)](#)

- Move physical models of houses on a desk surface
- Simulate in the computer:
 - Shadows
 - Window reflections
 - Air flow and wind



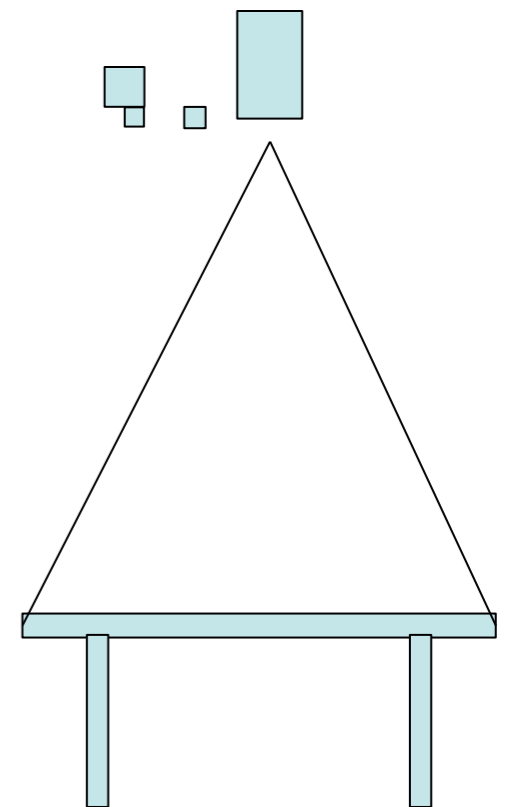
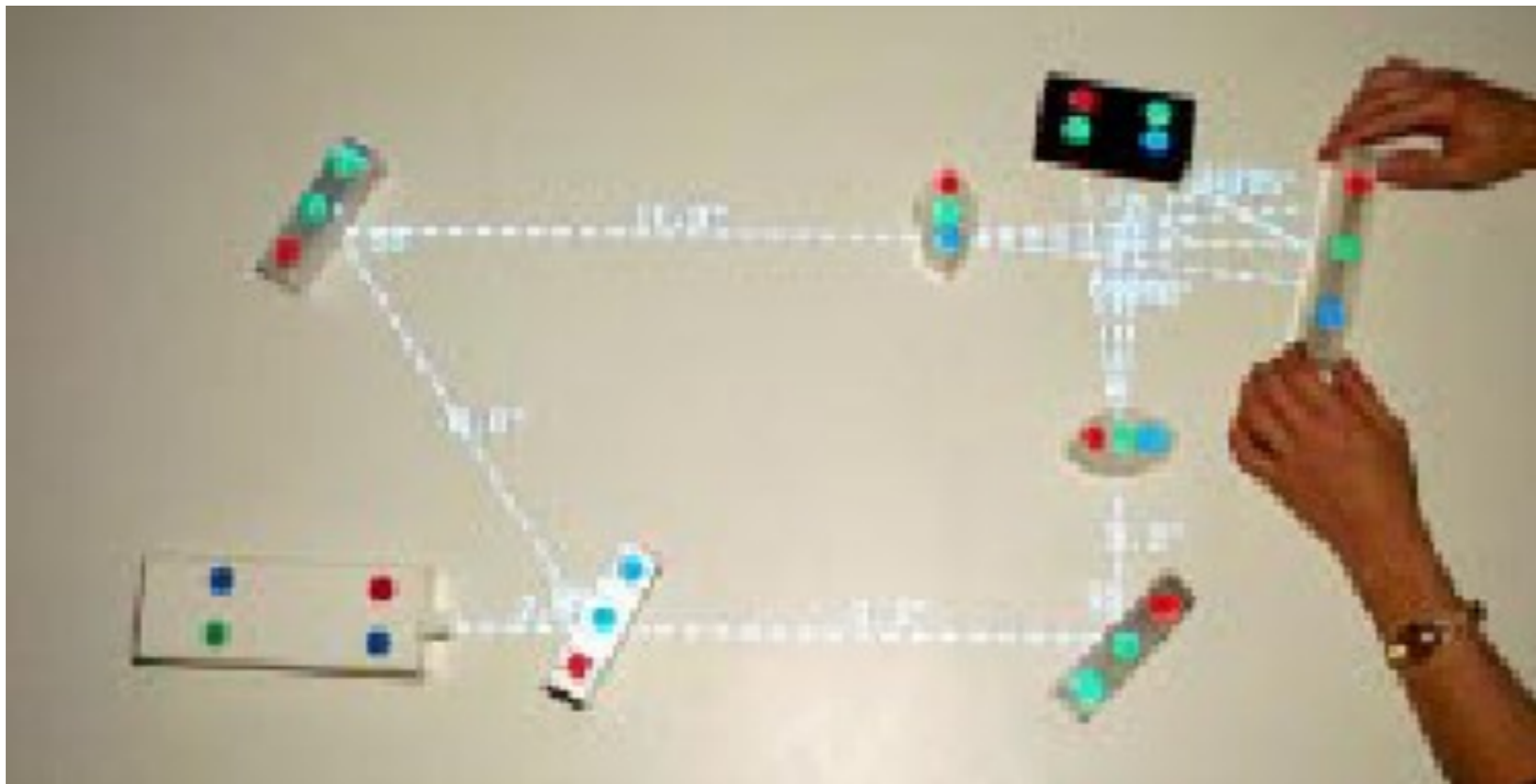
urp:

an integrated
urban planning tool
with a physical interface

Luminous room: Illuminating Light

[\(John Underkoffler and Hiroshi Ishii, CHI 98\)](#)

- Simulation of optical/holographic setups
- Phys. objects represent optical elements
- Top projection of resulting laser beam



Additional Literature

- Rotation and translation mechanisms for tabletop interaction. Mark S. Hancock, Frédéric Vernier, Daniel Wigdor and Sheelagh Carpendale, and Chia Shen. In Proc. Tabletop, pp. 79-86, 2006.
 - (also the source of the image on slide 25)
- A. D. Wilson, S. Izadi, O. Hilliges, A. Garcia-Mendoza, D. Kirk: „Bringing Physics to the Surface“, ACM UIST 2008